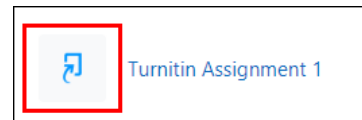


Submitting a paper to Turnitin in Moodle (a student guide)




Students can access Turnitin Assignment inboxes from course content pages in Moodle. Turnitin assignments can be identified by the Turnitin icon next to the assignment name.



Note that assignments cannot be submitted before the assignment start date and may not be accepted after the due date and time set by the instructor.

To submit a Turnitin assignment:

1. Enter your course and click on the link to the Turnitin assignment.
2. Click on the **Submit Paper** option.

Title	Start Date	Due Date	Post Date	Marks Available
 Turnitin Assignment 1 - Part 1	4 July 2023 - 09:47	4 July 2023 - 10:15	4 July 2023 - 10:20	100
Summary: Students are identified				
 Refresh Submissions				
Submission Title Turnitin Paper ID Submitted Grade				
--	--	--	--	Submit Paper 

3. A pop-up window appears. Ensure that:
 - a. the **Submission Type** option is set to **File upload**.
 - b. you have provided a **Submission Title** for the paper. **This is required** – you will not be able to submit an assignment without providing a value here.
 - c. you add your assignment. The easiest way to upload your file is to drag and drop it from your computer into the grey, dotted line rectangle.
 - d. you tick the copyright box. **This is required** – you will not be able to submit an assignment without ticking this box.

Submit Paper

Submission Type **a** File Upload

Submission Title **b**

File to Submit **c** Maximum file size: 100 MB, maximum number of files: 1

d By checking this box, I confirm that this submission is my own work and I accept all responsibility for any copyright infringement that may occur as a result of this submission.

Add Submission

- Once you have added your file and completed the form, click on the **Add Submission** button.
- You will see a submission screen which contains the Turnitin ID for your submission. Note that the preview of your submission is in plain text – all formatting is retained in the document uploaded to Turnitin.

Your submission has successfully been uploaded to Turnitin.

Digital Receipt

Turnitin submission id: 211613737

Submission extract:

Lorem Ipsum Lorem ipsum dolor sit amet, consectetur adipiscing elit, sed do eiusmod tempor incididunt ut labore et dolore magna aliqua. Volutpat consequat mauris nunc congue. Faucibus vitae aliquet nec ullamcorper sit amet risus. In massa tempor nec feugiat nisi pretium. Facilisi cras fermentum odio eu feugiat pretium. In fermentum posuere urna nec. Nunc congue nisi vitae suscipit tellus mauris a diam maecenas. Semper eget duis at tellus at urna condimentum mattis. Id porta nibh venenatis cras sed felis. Justo nec ultrices dui sapien eget mi. Euismod quis viverra nibh cras pulvinar mattis nunc sed. Vel facilisi volutpat est velit. Augue neque gravida in fermentum et. Leo in vitae turpis massa sed elementum tempus egestas sed. Eu turpis egestas pretium aenean pharetra. Laoreet id donec ultrices tincidunt. Imperdiet sed euismod nisi porta. Ornare lectus sit amet est placerat in egestas erat imperdiet. Magna fermentum iaculis eu non diam phasellus vestibulum lorem sed. Senectus et netus et malesuada fames. Vitae elementum curabitur vitae

- Click on **Close** to dismiss the notification.

7. The Turnitin assignment inbox updates with the details of your submission – including a digital receipt and a note of the Turnitin paper ID.

Title	Start Date	Due Date	Post Date	Marks Available
Turnitin Assignment 1 - Part 1	4 July 2023 - 09:47	4 July 2023 - 10:15	4 July 2023 - 10:20	100
Summary: Students are identified				
Refresh Submissions				
Submission Title	Turnitin Paper ID	Submitted	Grade	
View Digital Receipt My Assignment	211613737	16/08/23, 08:24	--/100	--

Supported File Types

Below is a table of some of the supported and unsupported file types in Turnitin. Please note that your tutor may restrict the file type further, for example to only allow PDF documents, or allow the submission of any file type (if they want to leave feedback electronically).

Additionally, files should be less than 100MB in size (though a tutor can restrict this further when setting up an assignment) and less than 800 pages long.

Supported file types	Unsupported file types
Microsoft Word (DOC and DOCX)	Password protected files
Corel WordPerfect	Microsoft Works (.wps) files
OpenOffice (ODT)	Microsoft Word 2007 macros-enabled .docm files
Adobe PostScript	OpenOffice Text (.odt) files created and downloaded from Google Docs online
Portable Document Format (PDF)	Document (.doc) files created using OpenOffice, as they are not 100% Microsoft Word equivalent
Powerpoint (PPTX)	Apple Pages
Excel (XLSX)	Spreadsheets created outside of Microsoft Excel (e.g., .ods)
HTML	Text with visual effects
Rich Text Format (RTF)	PDF files of images, or PDF files which do not contain highlightable text (i.e a "scanned" file, which is often simply a picture of text, is unacceptable).
Plain text (TXT)	
Hangul (HWP)	

Resubmitting

Some instructors may allow resubmissions up until the assignment due date and time. If this option has not been set and you would still like to resubmit, you should contact your instructor to manually delete a previous submission.

Please note that a resubmitted paper over-writes the previous submission – only one submission can be made by a student to each assignment. The resubmission process is exactly the same as the initial submission process described above.